

# Pedestrian Safety Facts



## Nationwide

In the United States, a pedestrian is struck by a car every seven minutes. It is estimated that over 5,000 pedestrians are killed and 70,000 pedestrians are injured each year.<sup>1</sup> Pedestrian deaths account, on average, for 18% of all traffic crash fatalities and 3% of all traffic related injuries.<sup>2</sup>

From 2008 – 2017, more than 49,000 people walking were struck by cars and killed, the equivalent of a jumbo jet full of passengers crashing every month.<sup>2</sup>

**Speed Kills:** People struck by cars are more likely to be killed on roads with speeds over 40 mph.

### Hit by a vehicle traveling at:



## Florida

In 2016, pedestrian deaths in Florida accounted for 9 percent of the national total. Florida leads the nation in the most deaths per capita, and the total pedestrian fatality rate in Florida is the third highest in the U.S.<sup>1</sup>

Five Florida metropolitan areas were ranked as the most dangerous places to walk in the nation.<sup>3</sup>

- 1) Orlando-Kissimmee-Sanford
- 2) Deltona-Daytona Beach-Ormond Beach
- 3) Palm Bay-Melbourne-Titusville
- 4) North Port-Sarasota-Bradenton
- 5) Lakeland-Winter Haven

### Florida law is clear

Drivers approaching a pedestrian legally crossing a street at an intersection must yield – slowing substantially or stopping – to allow the pedestrian to cross.

The penalty for failing to yield to a pedestrian in Florida is a minimum fine of \$164 and three (3) points on your driver's license.

## Metro Orlando

(Metro Orlando is defined as Osceola, Orange and Seminole counties.)

Metro Orlando is at the top of the list of the most dangerous places for walking because of its high pedestrian fatality rate of 2.8 for 100,000 people, despite only 1.2 percent of the people walking to work.<sup>3</sup>

On average, three pedestrians are injured every day in Metro Orlando and at least one is killed every week.<sup>4</sup>

The region has made progress, with pedestrian injuries and fatalities decreasing 24% between 2017 and 2018.<sup>4</sup>

Major investments are being made in walking and biking projects aimed at addressing safety and public health. Between 2017 and 2022, Central Florida will invest \$595 million in the region's pedestrian, bicycle and transit network.<sup>5</sup>

## Injury & Fatality Report

961 reported people struck by vehicles in Osceola, Orange and Seminole counties in 2018 – of those, 70 people died.<sup>4</sup>

Orange County	2012	2013	2014	2015	2016	2017	2018
Injuries & Fatalities	571	636	707	655	638	725	685
Fatalities	40	36	44	39	49	62	55
Injuries & Fatalities	90	99	103	145	148	132	129
Fatalities	2	8	12	14	19	13	9
Injuries & Fatalities	118	131	136	137	125	146	147
Fatalities	5	8	4	6	9	13	6

<sup>1</sup>NHTSA. National Pedestrian Crash Report, 2016

<sup>2</sup>NHTSA. Traffic Safety Facts, 2017

<sup>3</sup>Smart Growth America. Dangerous by Design Report, 2019

<sup>4</sup>Florida Highway Safety Motor Vehicles

<sup>5</sup>MetroPlan Orlando, 2017

<sup>6</sup>Center for Urban Transportation, University of South Florida, 2016

<sup>7</sup>Safe Kids Worldwide, 2019

# In the Numbers

**14% of pedestrian fatalities in Florida occur in marked crosswalks.**<sup>6</sup> As overall traffic crashes rise, Best Foot Forward is working to stop the upward trend by changing behavior and getting drivers to yield for people in crosswalks.

Unintentional pedestrian injury is now the **5<sup>th</sup> leading cause of death** for children aged 15-19.<sup>7</sup>

Between 2017 and 2018, injuries and fatalities in the Metro Orlando area **decreased by 24%.**

**More** drivers are yielding to people walking in crosswalks today than they were seven years ago in the City of Orlando and Orange County.







Failure to yield = **\$164** + **3** points  
minimum fine on your license



[iYield4peds.org](http://iYield4peds.org) | 407-636-5606

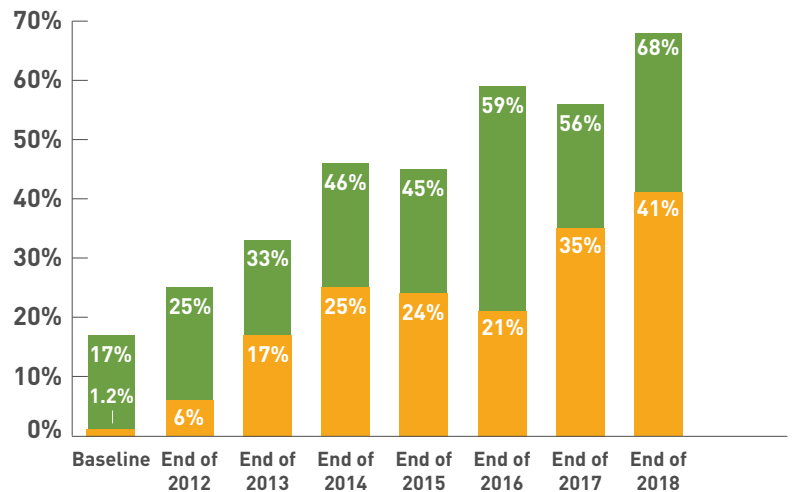
# Progress to Date (2012-2019)

	Orange Co.	Osceola Co.	Total
 WARNINGS	<b>4,444</b>	<b>271</b>	<b>4,715</b>
 CITATIONS	<b>3,270</b>	<b>256</b>	<b>3,526</b>
 ENFORCEMENT DETAILS	<b>398</b>	<b>20</b>	<b>418</b>
 MARKED CROSSWALKS MONITORED	<b>84</b>	<b>33</b>	<b>117</b>

*\*Launched in 2017*

## DRIVER YIELDING RATES AT CROSSWALKS ON ROADS

■ 35 MPH AND LOWER ■ 40 MPH AND HIGHER



## COALITION PARTNERS

